





PIANO 1 }  
PIANO 2 }

PIANO 1:  
PLAY THIS  
CHORD:



PIANO 2:  
PLAY SAME  
CHORD AS  
ON PAGE 1

Handwritten musical notation for two pianos. The notation consists of rhythmic stems and flags across 16 staves, organized into two groups of eight staves each. The first group of eight staves corresponds to Piano 1, and the second group of eight staves corresponds to Piano 2. The notation is a rhythmic exercise, likely for a specific chord, as indicated by the instructions in the box on the left.

PIANO 1  
PIANO 2

PIANO 1:  
SAME RULE  
AS FOR  
PAGE 1

PIANO 2:



≡
































































































































































































































	A	MA-CHINE	IS FAST	
≡	A BODY		IS SLOW	
≡		A MACHINE IS SOMETHING		
≡	WHEN YOU BUY IT			
≡	YOU FEEL GOOD			
≡	THEY DONT			FEEL
≡	GOOD		THEY CANT	
≡	BUY		A	MA-CHINE
≡			YOU	
≡	CAN		SIT	
≡	IN IT		YOU CAN	
≡	FEEL IT		A MACHINE WILL TAKE YOU	
≡	WHERE YOU WANT TO GO			SOME PEOPLE KNOW
≡	WHERE THEY WANT TO GO			OTHERS JUST GO
≡	WHERE			THE MACHINE
≡	WANTS TO			TAKE THEM

PIANO 1  
PIANO 2

PIANO 1:  
 =

PIANO 2:  
 AS BEFORE

[fm = Ⅲ, so J. = 80-96]

5

This image shows a handwritten musical score for piano, consisting of six systems of staves. Each system contains two staves (treble and bass clef) joined by a brace on the left. The notation is dense and complex, featuring a variety of rhythmic values, including eighth and sixteenth notes, and rests. The piece is written in a key signature of one flat (F major or D minor) and a 4/4 time signature. The notation includes many accidentals (sharps and flats) and dynamic markings such as accents (>) and slurs. The piece concludes with a final cadence in the last system, marked with a double bar line and a fermata over the final notes.

8-

8-

8-

2

Handwritten musical notation for the first system. It features a treble clef and a complex melodic line with various accidentals (sharps, flats, naturals) and slurs. The notes are mostly eighth and sixteenth notes, with some beamed together. There are also some rests and dynamic markings like 'f'.

Handwritten musical notation for the second system. It features a bass clef and a complex melodic line with various accidentals and slurs. The notes are mostly eighth and sixteenth notes, with some beamed together. There are also some rests and dynamic markings like 'f'.

Handwritten musical notation for the third system. It features a treble clef and a complex melodic line with various accidentals and slurs. The notes are mostly eighth and sixteenth notes, with some beamed together. There are also some rests and dynamic markings like 'f'.

Handwritten musical notation for the fourth system. It features a bass clef and a complex melodic line with various accidentals and slurs. The notes are mostly eighth and sixteenth notes, with some beamed together. There are also some rests and dynamic markings like 'f'.

Handwritten musical notation for the fifth system. It features a treble clef and a complex melodic line with various accidentals and slurs. The notes are mostly eighth and sixteenth notes, with some beamed together. There are also some rests and dynamic markings like 'f'.

Handwritten musical notation for the sixth system. It features a bass clef and a complex melodic line with various accidentals and slurs. The notes are mostly eighth and sixteenth notes, with some beamed together. There are also some rests and dynamic markings like 'f'.

Handwritten musical notation for the first system, featuring a treble and bass clef with various notes and accidentals.

Handwritten musical notation for the second system, including a treble clef, a bass clef with a 'z' symbol, and octaves marked '8-'. It also includes a double bar line.

Handwritten musical notation for the third system, featuring a treble and bass clef with various notes and accidentals.

Handwritten musical notation for the fourth system, including a treble clef, a bass clef with a 'z' symbol, and octaves marked '8-'. It also includes a double bar line.

Handwritten musical notation for the fifth system, featuring a treble and bass clef with various notes and accidentals.

Handwritten musical notation for the sixth system, including a treble clef, a bass clef with a 'z' symbol, and octaves marked '8-'. It also includes a double bar line.



This image shows a handwritten musical score for piano, consisting of 12 staves. The notation is complex, featuring a variety of accidentals (sharps, flats, naturals, and double sharps) and dynamic markings such as accents and slurs. The score is organized into three systems of four staves each. The first system begins with a treble clef and a key signature of one sharp (F#). The second system starts with a double bar line and a repeat sign. The third system also begins with a double bar line and a repeat sign. The notation includes many sixteenth and thirty-second notes, often beamed together, and frequent changes in key signature throughout the piece. The overall style is that of a detailed, possibly experimental or avant-garde, musical composition.





This image shows a handwritten musical score for guitar, organized into three systems. Each system consists of two staves: a treble clef staff for the upper register and a bass clef staff for the lower register. The notation includes various chords, often marked with an '8' and a bracket, indicating octaves. Melodic lines are written in the treble staff, while the bass staff provides harmonic support with chords and single notes. The score is marked with a 'y' symbol, likely indicating a specific playing technique. The key signature is complex, featuring multiple sharps and flats. The first system ends with a double bar line and a repeat sign. The second system also ends with a double bar line and a repeat sign. The third system includes a measure marked '15' and ends with a double bar line and a repeat sign. The handwriting is clear and legible, showing a detailed and thoughtful composition.



TO HAVE FUN HURTING THEM

THEY CAN'T HURT YOU

THEY DON'T HAVE

[15]

15na (voice:) LOVE

A MA-CHINE

15na (tr)

(loco)

9/8 6/8 4/8 6/8

15na (voice) A MA-CHINE WORK

6/8 4/8

15na (voice) A MA-CHINE

4/8 6/8

(voice:)

EVERYTHING

IS

[16]

MA-CHINE

Musical score for the first system, featuring piano accompaniment and vocal lines. The piano part consists of two staves with complex chordal textures and moving lines. The vocal line is on a single staff with lyrics "EVERYTHING IS MA-CHINE".

Musical score for the second system, continuing the piano accompaniment and vocal lines. The piano part continues with similar textures. The vocal line has lyrics "THAT YOU CAN HURT THEM WITH IT".

Musical score for the third system, primarily piano accompaniment. It features a 4/4 time signature and a piano dynamic marking "pp". The piano part consists of two staves with block chords and moving bass lines. The vocal line is present but mostly obscured by the piano accompaniment.



(Voice) PEOPLE  
GO TO WORK

'CAUSE THEY LOVE TO  
I DON'T GO TO WORK

I'M NOT A MA-

[HOLD CA. 2 SECONDS, THEN RELEASE PEDAL]